

# Carlton® Nonmetallic Curved Lid J-Box

**New  
High/Low Voltage  
Dividers**

To give you a  
better way to  
install parking  
lot lights,  
we started at  
the bottom.



# Carlton® Nonmetallic Curved Lid J-Box



Anyone who's worked with parking lot light poles knows the problem. Those tiny integral hand holes for electrical wiring can really slow a project down. But now there's a better answer for shopping centers, car dealerships, sports arenas, office complexes, or anywhere you need pole lighting for large parking lot areas – the Carlton nonmetallic curved lid J-Boxes.

Carlton curved lid J-Boxes are listed in accordance with UL 50 specifications for Electrical Enclosures as well as NEMA 1, 2, 3, 3R, 3S, 4, 4X, 12, 13 ratings. They are available in sizes 8" x 8" or 12" x 12". Both the base and lid are made from PVC to eliminate rust and corrosion and are supplied with tamper-resistant screws.

Designed specifically for use with 24" diameter concrete piers, J-Boxes are installed, along with all necessary conduit and fittings, when piers are poured. This gives installers a giant junction box at the base of every pole to ease wiring, facilitate circuit management, and provide easy post-installation maintenance. Just take a closer look, and you'll see why our nonmetallic J-Boxes are a better choice for you.

## Features

- NEMA 1, 2, 3, 3R, 3S, 4, 4X, 12, 13
- UL Listed and CSA Certified
- Paintable lid
- Dividers available to separate high and low voltage, and can be retrofitted into existing applications
- Lids provide locations to mount weatherproof covers:
  - ▲ 8" x 8" - One location
  - ▲ 12" x 12" - Three locations
- Nonconductive and noncorrosive
- Designed for a 24" radius concrete pier

NOTE: The J-Box can also be installed in concrete piers from 18" to 36" in diameter. Contact your Carlton Sales Rep for installation details.

## Install Carlton® Weatherproof Covers






# Installation and Wiring

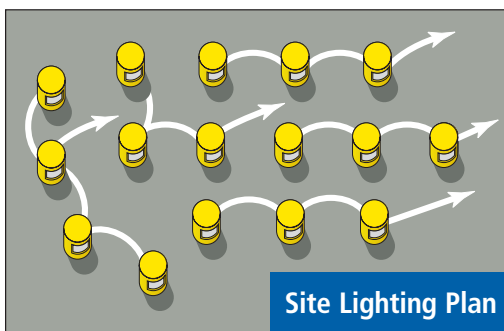
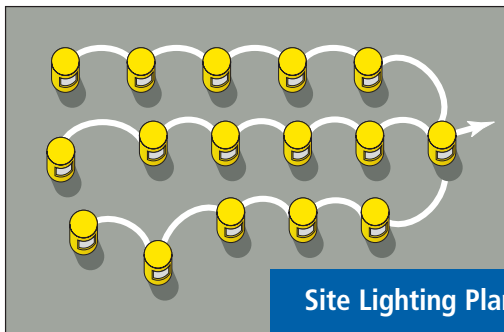
## Faster, easier wiring for greater productivity.

Once your J-Boxes are installed, you can speed projects along by pre-wiring before poles arrive. Or you can install poles first and use them to mount cable pulling equipment – a particular advantage for long, difficult wire pulls. Of course, all the extra hand room our J-Boxes offer makes splicing much easier and faster than working through cramped pole access holes.




## More flexibility, fewer home runs, and easier maintenance, too.

Extra room also gives you splicing space for options like zone lighting or to reduce the number of home runs, which can lower trenching and associated materials costs by up to 30%. In addition, the box lids provide locations to mount receptacles and weatherproof covers for even more flexibility. For easy maintenance, fixture protection can be placed at the base, and if need be, poles can even be removed and replaced in the middle of the circuit without affecting overall lighting.



## Easy to Install



1. J-Box, with all conduit and fittings placed as desired, is temporarily attached to the concrete form – base and lid inside.



2. Remove form after concrete has been poured and allowed to cure.



3. Pop off the J-Box lid, leaving an 8" x 8" x 4" or 12" x 12" x 4" access area, depending on the J-Box selected.



4. After wiring is completed, the lid is replaced to complete the installation.

## Specifications



LR31146 Except where noted by ▶

### J-Box Assemblies

Part No.	Size	Std. Ctn. Qty.	Std. Ctn Wt. (lbs.)
E88C24	8" x 8" x 4"	6	28.3
E1212C24	12" x 12" x 4"	2	9.7



## Accessories

### Replacement Lids


Part No.	Size	Std. Ctn. Qty.	Std. Ctn Wt. (lbs.)
E88L24	8" x 8"	1	2.1
E1212L24	12" x 12"	1	2.3



### Dividers

The 2002 **National Electrical Code (NEC)**, per section 800-52 (a)(1)(c) Exception No. 1, allows electrical conductors to share an outlet box when the conductors and communication cables are separated by a barrier within the box.

Part No.	Std. Ctn. Qty.	Std. Ctn Wt. (lbs.)
▶ E88DIV (For use with Part No. E88C24)	6	2.1
▶ E1212DIV (For use with Part No. E1212C24)	2	2.3



J-Box Dividers are used to separate high and low voltage devices, and solvent cement into place

#### ONE YEAR LIMITED WARRANTY

The following are the warranties made by Carlon. Carlon warrants this product to be free from defects in materials and workmanship for a period of one year from date of purchase. In the event of a product failure, Carlon's liability whether based on contract, tort, strict liability, warranty or any other claim, will be limited to the replacement of the product or refund of the purchase price which shall be in lieu of all other express or implied warranties, statutory or otherwise, including warranties of merchantability and fitness for use.

CARLON SHALL NOT BE LIABLE FOR LOST PROFITS, INDIRECT, SPECIAL, EXEMPLARY, INCIDENTAL OR CONSEQUENTIAL DAMAGES DUE TO THE IMPROPER WIRING OR MISUSE OF THE PRODUCT.

**Carlon**<sup>®</sup>  
LAMSON & SESSIONS

In USA, contact:  
25701 Science Park Drive ■ Cleveland, Ohio 44122  
1-800-3-CARLON (1-800-322-7566) ■ In Ohio, (216) 464-3400  
Fax: (216) 766-6444  
TDD/Hearing Impaired Access (216) 831-5918  
www.carlon.com

In Canada, contact:  
c/o Multimodal Logistics  
415 Traders Boulevard East  
Mississauga, Ontario ■ Canada L4Z 1P2  
(905) 755-1262 ■ (888) 269-9902  
Fax: (905) 755-1265 ■ (888) 229-8622